



Summary Feedback

(Combined feedback broadcasted at multiple times this week)

PRE-RECORDED: Basildon FRCR 2B 'A to Zee' Course 2020

Session 32/40

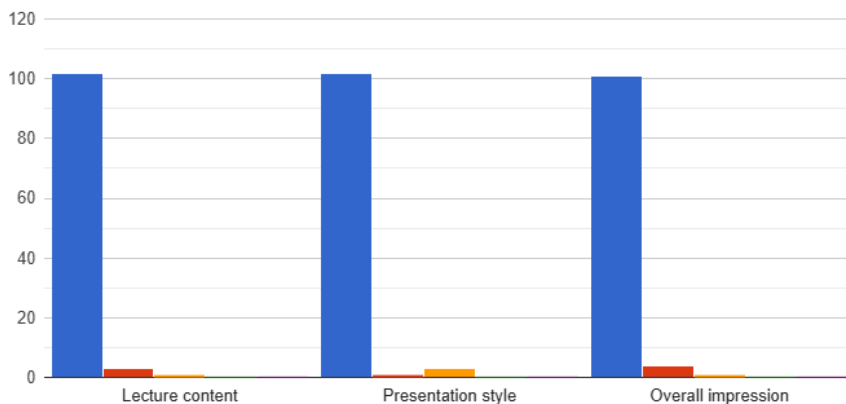
**CNS for FRCR Part-4
(7th & 8th December 2024)
Lecturer: Sami Khan**

Summary Points:

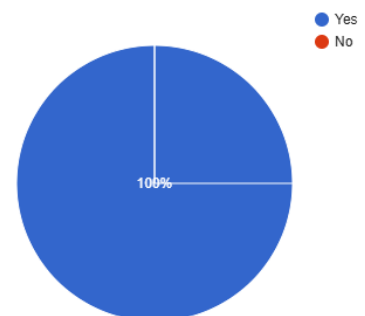
- Total Attendees: 518 from 35 Countries (Algeria, Argentina, Australia, Bahrain, Bangladesh, Dominica, Egypt, Ghana, Hong Kong, India, Indonesia, Iraq, Ireland, Jordan, Kenya, Kuwait, Libya, Malaysia, Myanmar, Namibia, Nepal, Nigeria, Oman, Pakistan, Poland, Saudi Arabia, South Africa, Sri Lanka, Sudan, Swaziland, Türkiye, UAE, UK, Yemen, Zimbabwe).
- Total duration: 3 hours (each session broadcasted thrice during the week)
- Total feedback received from 181 participants, from three different broadcasts

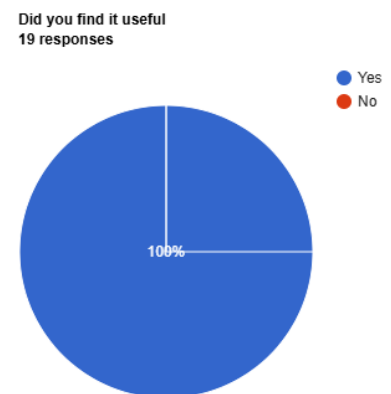
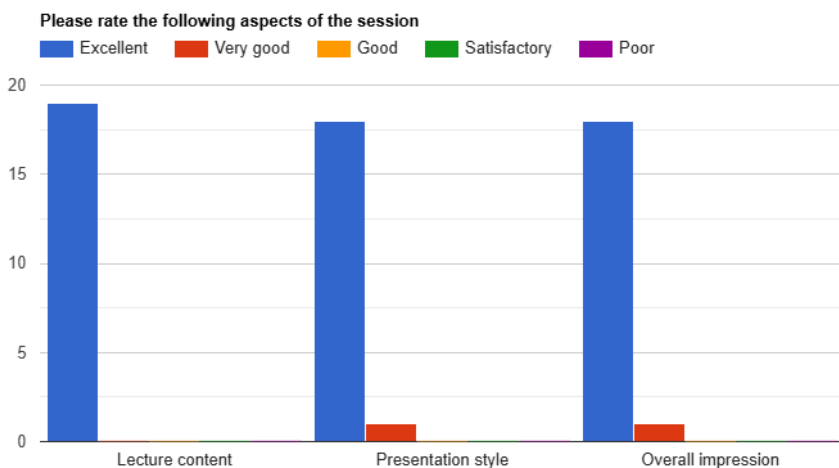
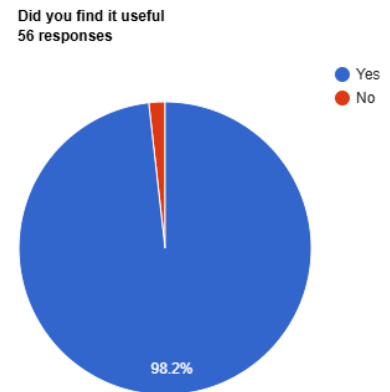
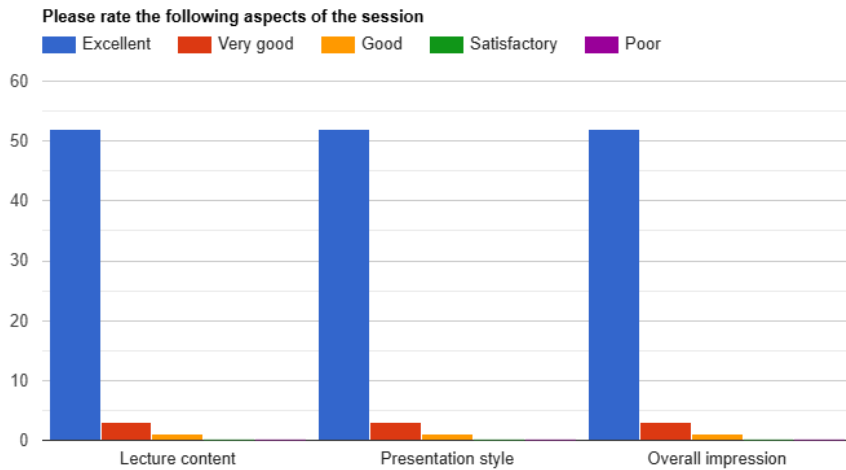
Please rate the following aspects of the session

Excellent Very good Good Satisfactory Poor



Did you find it useful
106 responses





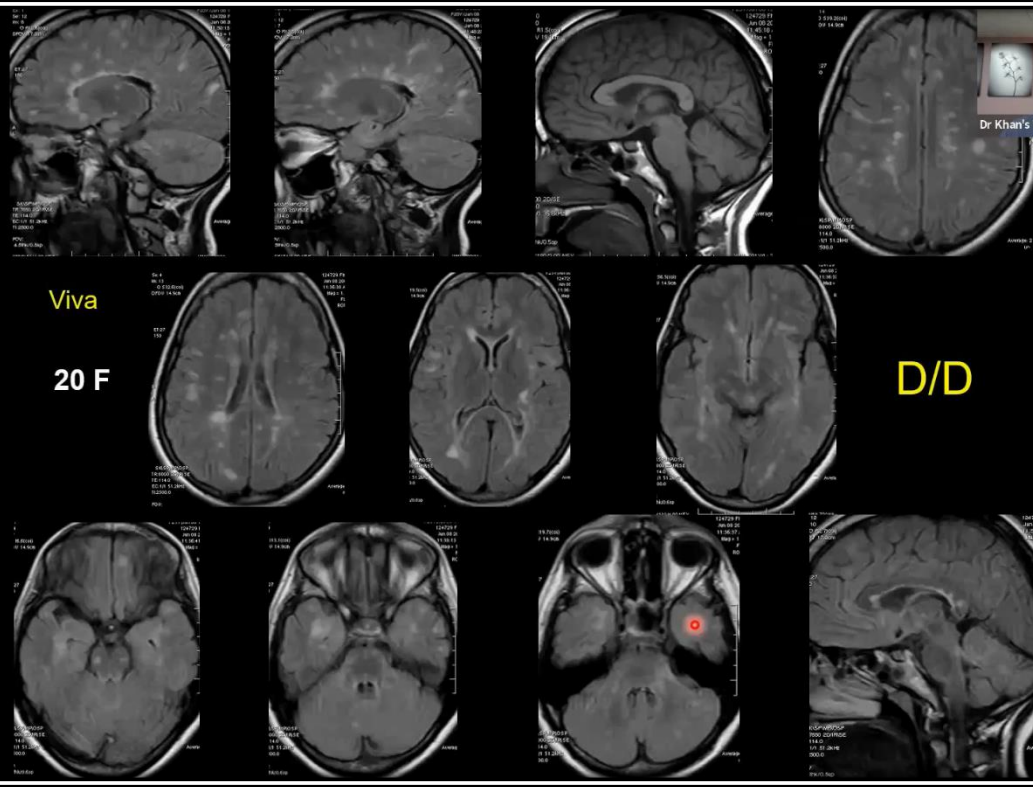
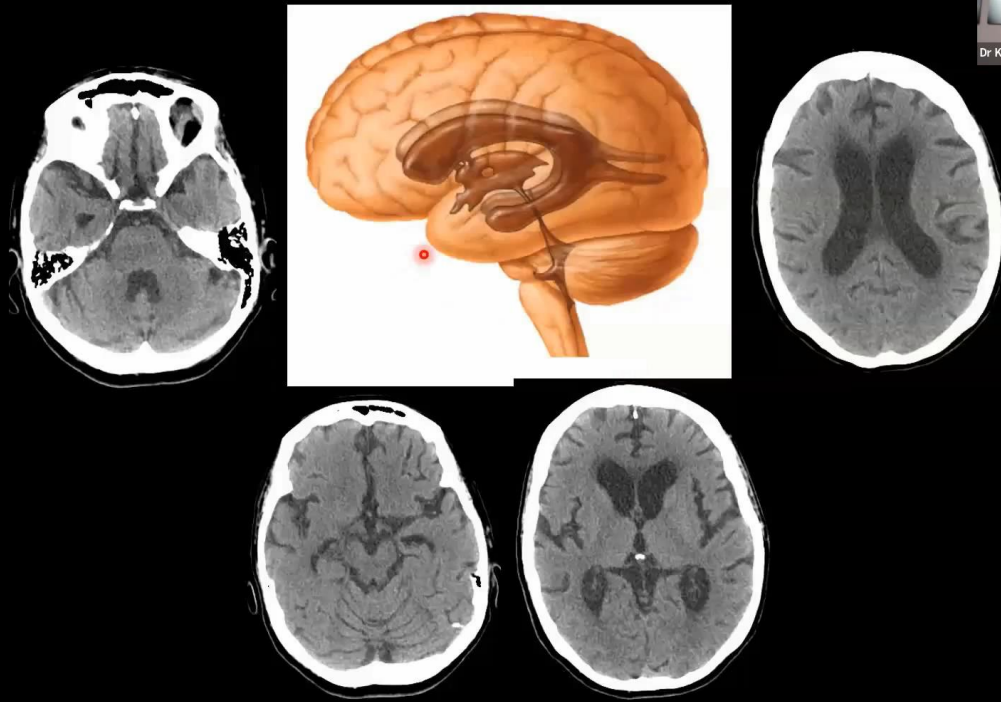
Testimonials

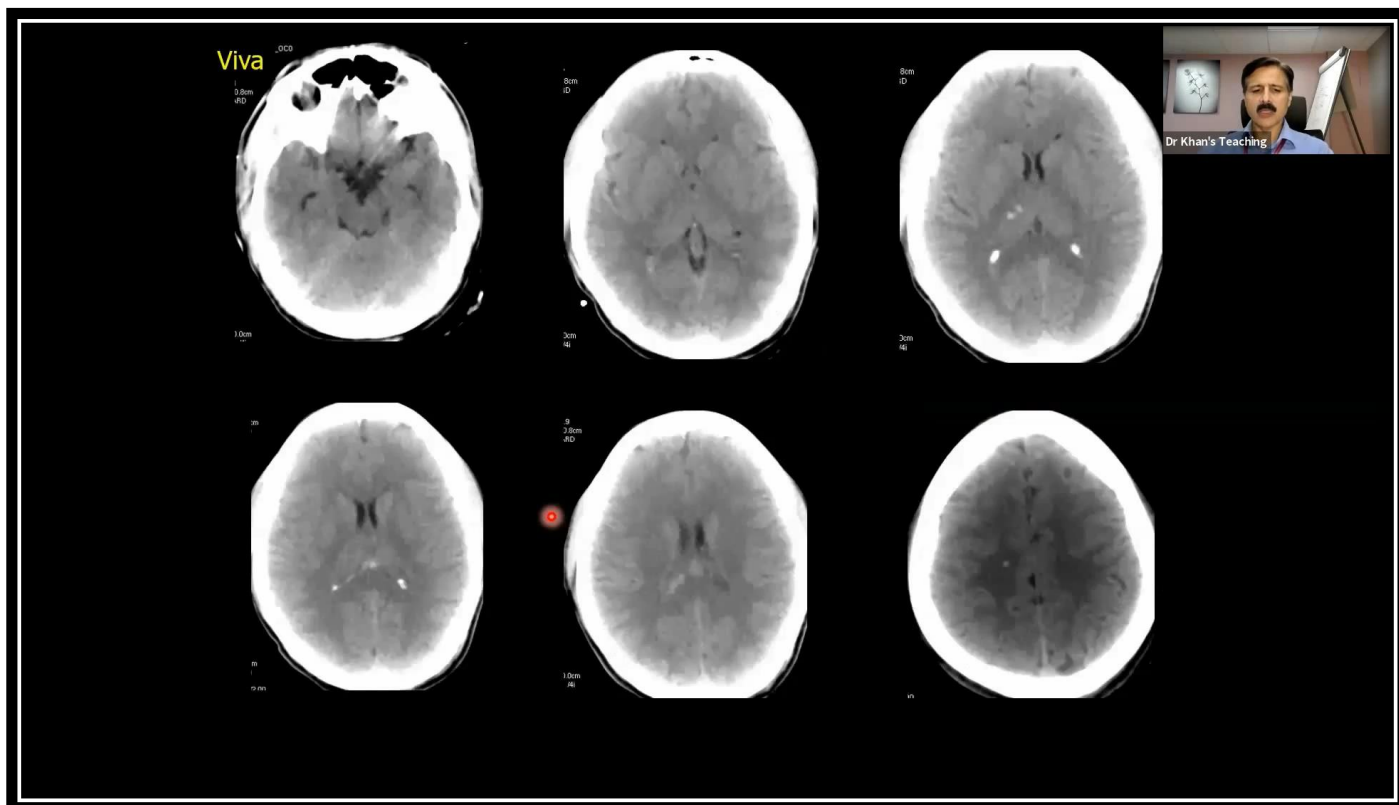
- Dr. Khan, I am deeply grateful for your remarkable 4 CNS sessions, your expertise, passion for teaching, and ability to break down intricate details into comprehensible segments have been truly inspiring. The depth of knowledge you bring to each session not only makes the subject fascinating but also leaves a lasting impact on my understanding. Thank you for your unwavering dedication to education and for consistently going above and beyond to ensure we excel (Sudan).
- Needed very much. Brilliant explanations. I appreciate the way we are taught to think and review (UK).
- Dr. Khan did a great job explaining key concepts, including some overlooked basics around all the cases (Zimbabwe).
- Excellent session, I'm greatly thankful for your way in teaching, God bless you (Yemen).
- Very informative session, oriented question to boost the search patterns and precision feedbacks for exam questions (Algeria).
- I liked the detailed teaching style (Nigeria).
- I see Dr. Khan, I get happy!! (Pakistan).
- Very useful lecture like always. Thank you for your effort (Libya).
- Excellent cases and explanations were most useful (Myanmar).

- Excellent teaching by the legend of radiology, Dr. Khan! (Pakistan).
- Respect to sir, so much learnt (Bangladesh).
- Excellent teaching as always! hope you manage to sort the technical difficulties (UK).
- Organized case based approach. "Free of cost" (Pakistan).
- Very useful for my exam preparation (UK).
- Absolutely wonderful session (India).
- Overall it was a good lecture for me to understand radiology in deep, I would like to thank our teacher Dr. Khan (Pakistan).
- Very informative! starting from basic anatomy and the associated pathology explanation (UAE).
- Great lecture and discussion (Malaysia).
- Great content! (Zimbabwe).
- It's the best (Pakistan).
- It's all good (UK).
- Brilliant variety of cases (India).
- Case discussion was the most useful (UK).
- Correlation of diseases and highlighting the lesion that occurred were very understandable (Pakistan).
- To discuss differential diagnosis regarding MS are verified informative (Pakistan).
- Teaching style was the best (Pakistan).
- The FRCR format was the most useful aspect (Egypt).
- Way of teaching, variety of cases (Kuwait).
- Brilliant cases, lots of examples to reinforce key learning points. Nice pace (UK).
- Interesting cases (Sri Lanka).
- The anatomy and pathology were both great (UAE).
- Gentle teaching, the patience with the candidates was great (UK).
- The images of different pathologies and the discussion points were amazing (UK).
- Basics included and tips for every topic was useful (Pakistan).
- The breadth of coverage and in depth cases to support each topic were excellent (UK).
- Whole lecture is very interactive (Bangladesh).
- Very detailed lecture. This series is so useful for rapid revision. Thank you Dr. Khan (Pakistan).
- Tricky cases and differentials (India).
- The explanations given by Dr. Khan are tremendously useful for the exam (UK).
- Every aspect was well explained (Malaysia).
- Excellent teaching to wrap up CNS! (Malaysia).
- Informative and important discussion on exam related questions (Malaysia).
- Useful session (Malaysia).
- Thanks sir. Huge respect for you (Pakistan).
- Very excellent teaching session (Nigeria).
- I am very interested about this session (Yemen).
- Excellent teaching session (Algeria).
- Great lecture by Dr. Khan (Malaysia).
- Superb, Great work (Pakistan).
- Brilliant (Saudi Arabia).
- Highly helpful in exam preparation (Pakistan).
- Very grateful, thank you so much sir (Egypt).
- It's good enough. No need for improvement (Pakistan).
- Excellent (Pakistan).
- Very informative (Saudi Arabia).
- Extremely useful (India).

- Excellent cases (Iraq).
- Good work, keep it up (Pakistan).
- Very informative (Saudi Arabia).
- Informative excellent session (UAE).
- It's perfect (Egypt).
- Best (Pakistan).
- Exam cases (Pakistan).
- All of the aspects were useful (Pakistan).
- Overall impression was excellent (UK).
- Revise and detailed the differential diagnosis very well (UAE).
- I liked the way of teaching, variety of cases (UAE).
- Very nice and useful session (Iraq).
- Teaching and cases were great (Saudi Arabia).
- Selection of cases was excellent (UK).
- Nice cases (Iraq).
- Style of presentation was amazing (Pakistan).
- All of it was very useful & highly valuable (Egypt).
- Scientific contents were amazing (Saudi Arabia).
- Content and delivery were great (UK).
- Style of teaching was excellent (Pakistan).
- Excellent explanation of white matter disease and variability of CNS infection (Saudi Arabia).
- Cases and teaching points were the best (Pakistan).
- Dr. Khan is an excellent teacher. All cases very well explained (Pakistan).
- Very extensive and detailed coverage of the pathologies (Malaysia).
- Good cases (India).
- The feedback and teaching slides were nice (South Africa).
- Interesting cases (Pakistan).
- The teaching in between cases and the learning points and tips were really useful (UK).
- Good work, keep it up (Pakistan).
- All exam topics covered were useful (Pakistan).
- Case collection and discussion were great (Pakistan).
- Congenital abnormalities: good revision, needed to go over it again (UK).
- Images, teaching and the basic concepts were great (Sri Lanka).
- Image discussion part was great (Bangladesh).
- Amazing session (Iraq).
- Excellent teaching (Pakistan).
- Case discussions were great, detailed explanations (UK).
- Nice cases (Maldives).
- Each and every case was useful (Pakistan).
- Excellent teaching (UK).

Trigone Versus Occipital Horn





=====XX=====XX=====